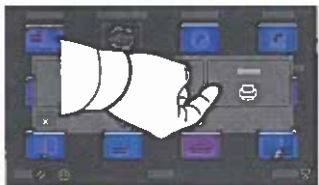
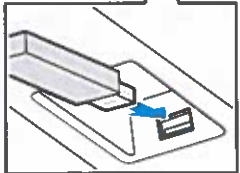


## Printing from a USB Flash Drive

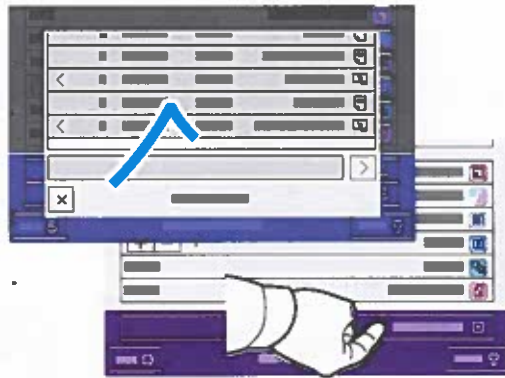
You can print .pdf, .tiff, .ps, .xps and other files types directly from a USB Flash Drive. For more information, refer to the *User Guide*.



Do not remove USB Flash Drive during reading. Files may be damaged.


Touch **Print From** or insert your USB Flash Drive, then choose **Print From USB**.

Touch **Add Document**, then navigate to your files and select them.



To select the number of copies, touch the plus sign (+) or the minus sign (-). For larger numbers, touch **Quantity** then enter a number.

Select settings as needed, then touch **Print**.



Note: Settings from previous users remain onscreen for a short time. To restore the default settings in an app, scroll to the bottom of the feature list, then touch **Reset**.